

### Stock Details

BSE code	532016
BSE ID	WELLESLEY
Face value (₹)	10.0
No of shares (m)	13.5
Market cap (₹ m)	224.8
30 days avg. daily vol (No)	8
Free float (₹m)	58.4

### Stock performance (%)

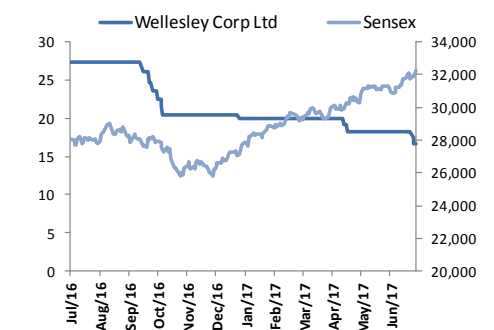
	1M	3M	12M
Absolute	-9.0%	-16.8%	-39.2%
Rel. to Sensex	-13.6%	-24.6%	-54.8%

### Shareholding Pattern\* (%)

Promoters	Public	Others
74.07%	25.93%	

\*As of June 2017

### Relative Chart



Source: Bloomberg

## Quarterly result review – March 2017

Wellesley Corporation Limited reported 36.8% YoY increase in total income to ₹ 0.26 million in Q4'FY17 from ₹ 0.19 million in Q4'FY16. On a sequential basis, total income decreased 18.8% from ₹ 0.32 million in Q3'FY17.

EBITDA for the quarter remained negative at ₹ (0.28) million compared to ₹ (0.19) million in the year earlier quarter.

The company reported a net profit of ₹ 0.01 million in Q4'17, compared with a profit of ₹ 0.16 million and a loss of ₹ 0.22 million in the periods Q4'16 and Q3'17 respectively.

### Table1: Key Financials

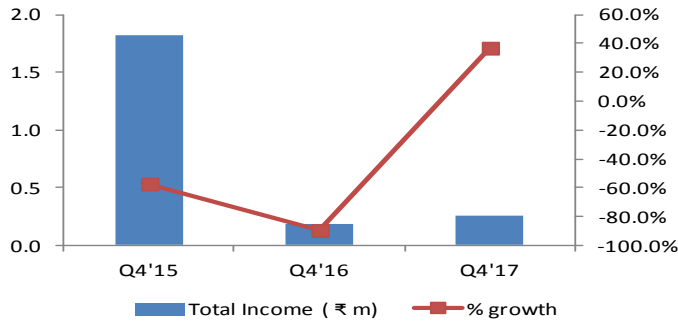
Quarterly financials*	Q4'17	Q4'16	% YoY	Q3'17	% QoQ
Sales (₹ m)	0.26	0.19	36.8%	0.32	-18.8%
EBITDA (₹ m)	(0.28)	(0.19)	NM	(0.22)	NM
EBITDA Margin	-107.7%	-100.0%	-	-68.8%	-
Dep. & Amor.	-	-	NA	-	NA
EBIT	(0.28)	(0.19)	NM	(0.22)	NM
Interest	-	-	NA	-	NA
PBT	(0.28)	(0.19)	NM	(0.22)	NM
TAX	(0.29)	(0.35)	NM	-	NM
Net Profit	0.01	0.16	-94%	(0.22)	NM
Net Profit Margin	3.8%	84.2%	-	-68.8%	-
EPS (₹)	-	0.01	-100%	-	NA

Source: Company, Karvy Investment Advisory

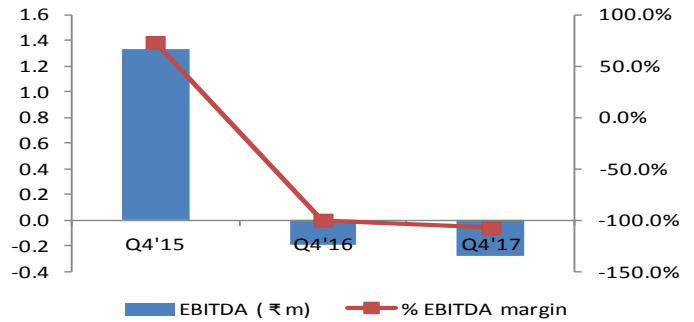
\*All figures are in ₹ millions except per share data

**Financial Snapshot**

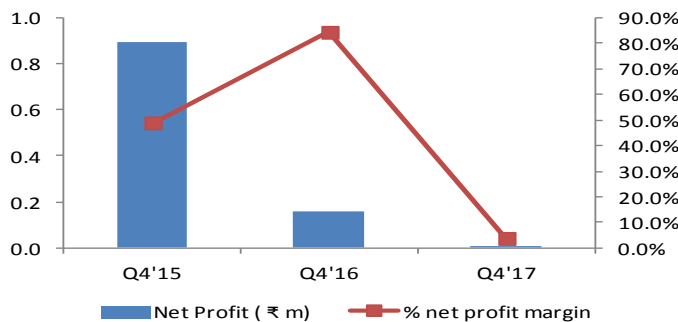
**Total Income growth (%)**



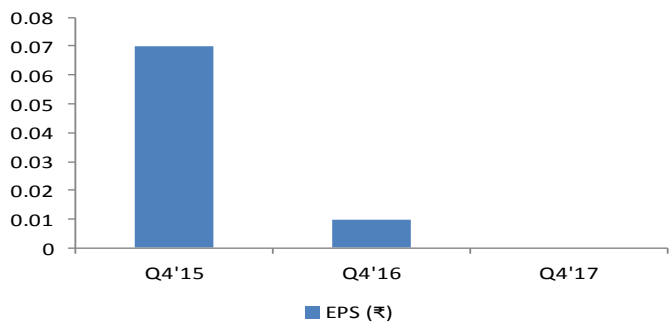
**EBITDA margin (%)**



**Net Profit Margin (%)**



**Earnings Per Share**



Source: Karvy Investment Advisory

**DISCLAIMER**

Karvy Investment Advisory Services Ltd (KIASL), an entity of the Karvy Group, has taken utmost care to ensure accuracy and objectivity while writing this report based on publicly available information or from sources considered reliable. However, neither the accuracy nor completeness of information contained in this report is guaranteed. Opinions expressed herein are our current opinions as on the date of this report. Nothing in this report can be construed as either investment or any other advice or any solicitation, whatsoever. The subscriber/user assumes the entire risk of any use made of this report or data herein. KIASL specifically states that it or any of its entities or employees do not have any financial liabilities whatsoever to the subscribers / users of this report. This report is for personal information of the authorized recipient in India only. This report or any part of it should not be reproduced or redistributed or communicated directly or indirectly in any form to any other person or published or copied for any purpose.

**DISCLOSURE**

Please refer to our detailed disclaimer mentioned on the last page of the initial report on this company.

**PUBLISHED BY**

KIASL is a part of the Karvy Group, a premier integrated financial services provider. We offer a wide array of investment advisory services including Comprehensive Financial Planning, Wealth Review and Investment Strategy services, Equity Review and Investment Strategy, Mutual Fund Review and Investment Strategy, Wealth Advice Package, and Wealth Planning for Retired Individuals.

**Head Office:** 46, Avenue 4, Street No.1, Banjara Hills, Hyderabad, 500034, Telangana, India. Tel: +91-40-23312454  
|www.karvy.com|